

Scaled data based on original data using  
LM-79-08 Approved Method: Electrical and Photometric Measurements of Solid-  
State Lighting Products

Test Report Prepared for  
Cooper Lighting Solutions  
(formerly Eaton)

Brand: INVUE

Report Number: P141063

Luminaire Tested: **ECM-F01-LED-E1-SL3-8030**

Issue Date: 03/03/2020

**Test Information**

Test Method: LM-79-08  
Report Number: P141063  
REPORT IS SCALED FROM IESNA LM-79-08 TEST DATA (P33691)  
Test Lab: INNOVATION CENTER-P3  
Issue Date: 03/03/2020  
Manufacturer: COOPER LIGHTING SOLUTIONS (FORMERLY EATON)  
Product Line: INVUE  
Catalog Number: ECM-F01-LED-E1-SL3-8030  
Description: EPIC CLASSICAL MEDIUM DECORATIVE LED LUMINAIRE  
(1) LIGHTBARS WITH AccuLED OPTICS - TYPE 3 W/ SPILL LIGHT CONTROL  
Light Source: (7) 3000K CCT, 80 CRI LEDs  
Ballast/Driver: -

**Summary**

Lumens per Lamp: N/A  
Luminaire Lumens: 2016.3 lumens  
Efficiency: N/A  
Efficacy: 77.8 lumens/watt  
Luminous Opening: Rectangular (W 0.17' x L: 1' x H: 0')  
IES Classification: Type III - Short - Semi-Cutoff  
BUG Rating: B1 - U0 - G1

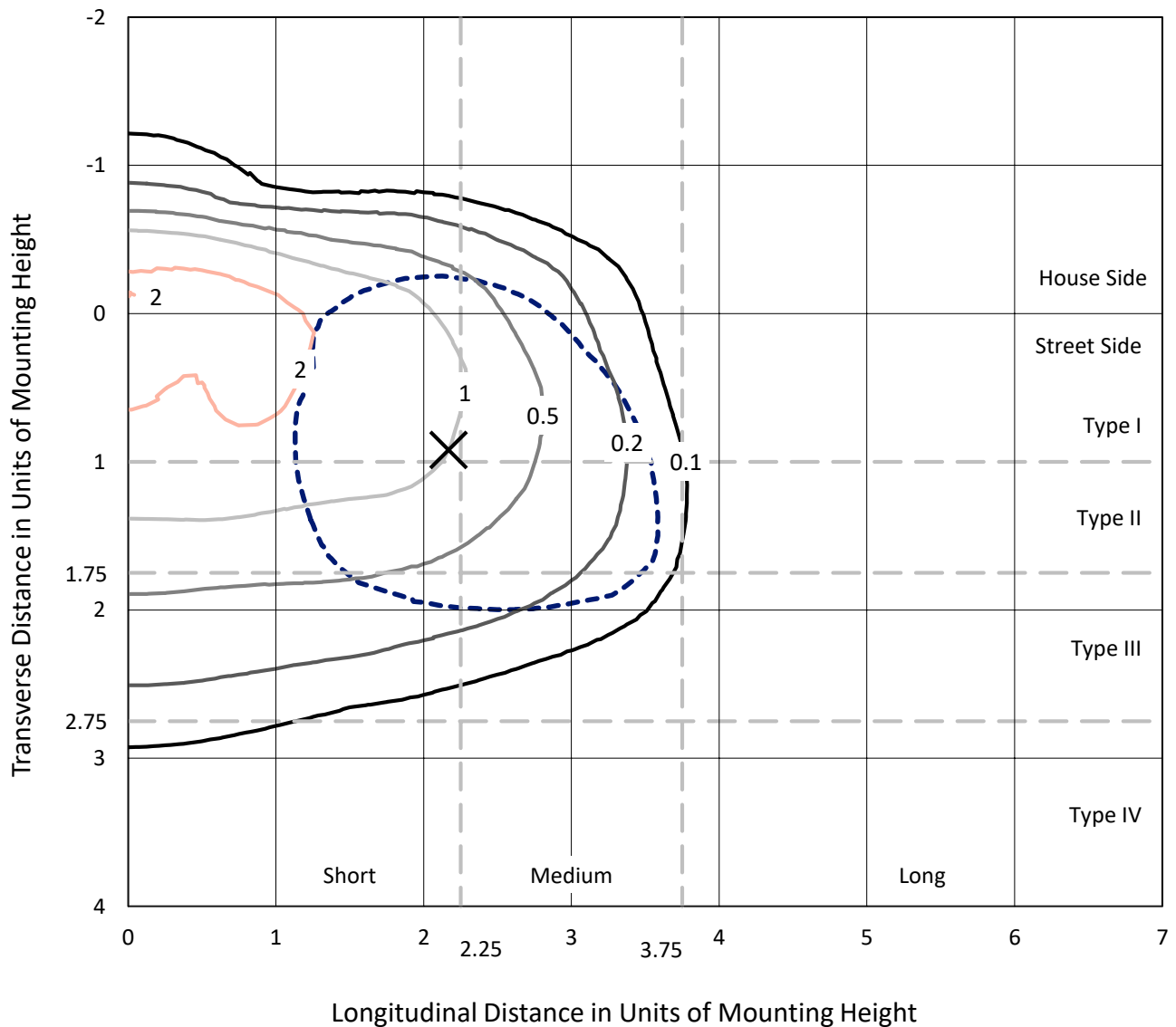
Input Watts (W): 25.9  
Input Voltage (V): NR  
Input Current (Ain): NR  
Voltage Rise (V): NR  
Power Factor: NR  
Total Harmonic Distortion (THDi): NR  
Frequency (hertz): 60  
Stabilization Time: NR  
Operation Time: NR  
Ambient Temperature (°C): NR  
Test Distance: 25 FT



REPORT NUMBER: P141063  
 CATALOG NUMBER: ECM-F01-LED-E1-SL3-8030

### Iso-Footcandle Lines of Horizontal Illumination

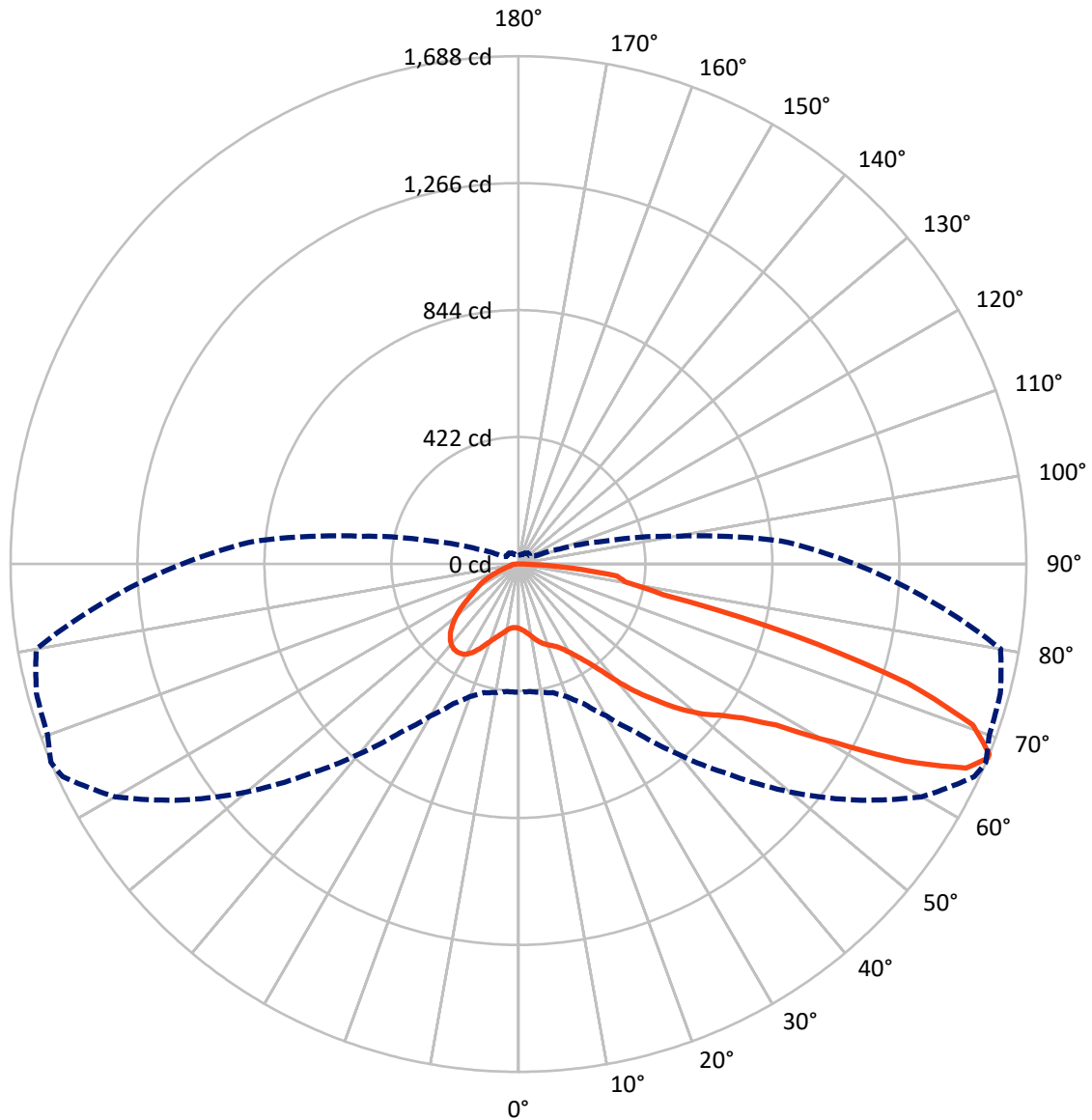
× Max cd  
 - - - 1/2 Max cd



Based on 10 foot mounting height. Maximum calculated value = 2.8 fc  
 Type III - Short - Semi-Cutoff

REPORT NUMBER: P141063  
CATALOG NUMBER: ECM-F01-LED-E1-SL3-8030

### Luminous Intensity Polar Plot



— Vertical Plane Through 67-Deg Lateral    - - - Horizontal Cone Through 67-Deg Vertical

REPORT NUMBER: P141063

CATALOG NUMBER: ECM-F01-LED-E1-SL3-8030

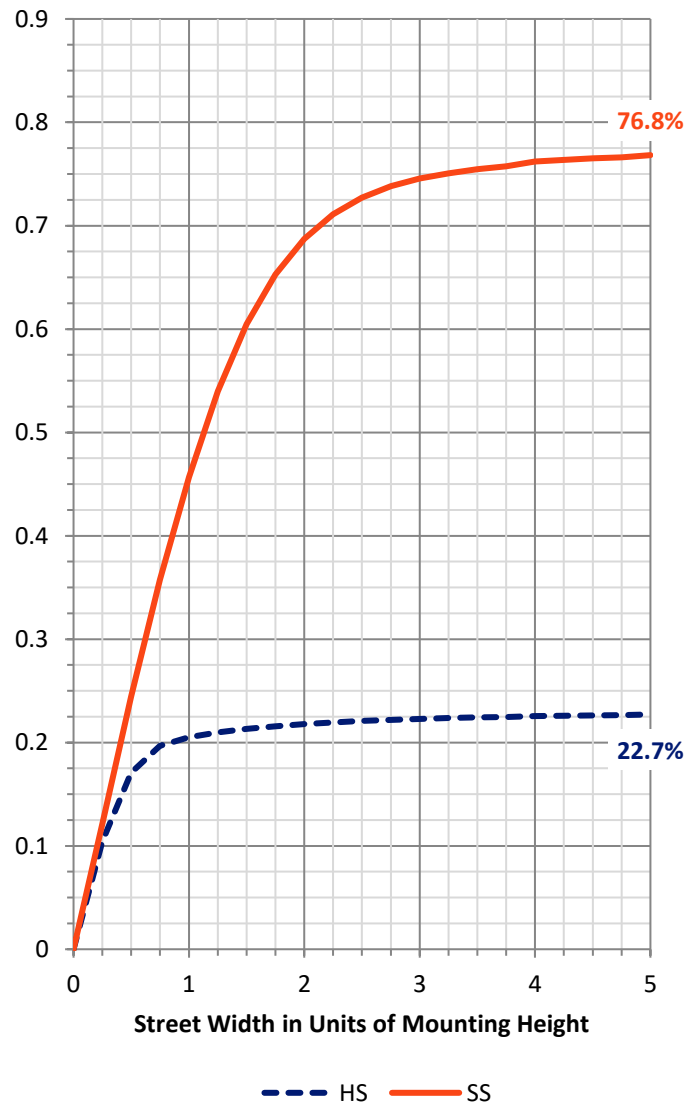
**FLUX DISTRIBUTION:**

		Downward	Upward	Total
<b>House Side</b>	Lumens	463.8	0.0	463.8
	% Fixture	23.0	0.0	23.0
<b>Street Side</b>	Lumens	1552.4	0.0	1552.4
	% Fixture	77.0	0.0	77.0
<b>Total</b>	Lumens	2016.3	0.0	2016.3
	% Fixture	100.0	0.0	100.0

**Coefficient of Utilization**

**ZONAL LUMENS:**

Zone	Lumens	% Fixture
0°-10°	21.4	1.1
10°-20°	74.1	3.7
20°-30°	132.0	6.5
30°-40°	189.7	9.4
40°-50°	289.2	14.3
50°-60°	422.4	20.9
60°-70°	569.1	28.2
70°-80°	279.4	13.9
80°-90°	38.9	1.9
90°-100°	0.0	0.0
100°-110°	0.0	0.0
110°-120°	0.0	0.0
120°-130°	0.0	0.0
130°-140°	0.0	0.0
140°-150°	0.0	0.0
150°-160°	0.0	0.0
160°-170°	0.0	0.0
170°-180°	0.0	0.0
0°-90°	2016.3	100.0
0°-180°	2016.3	100.0



REPORT NUMBER: P141063

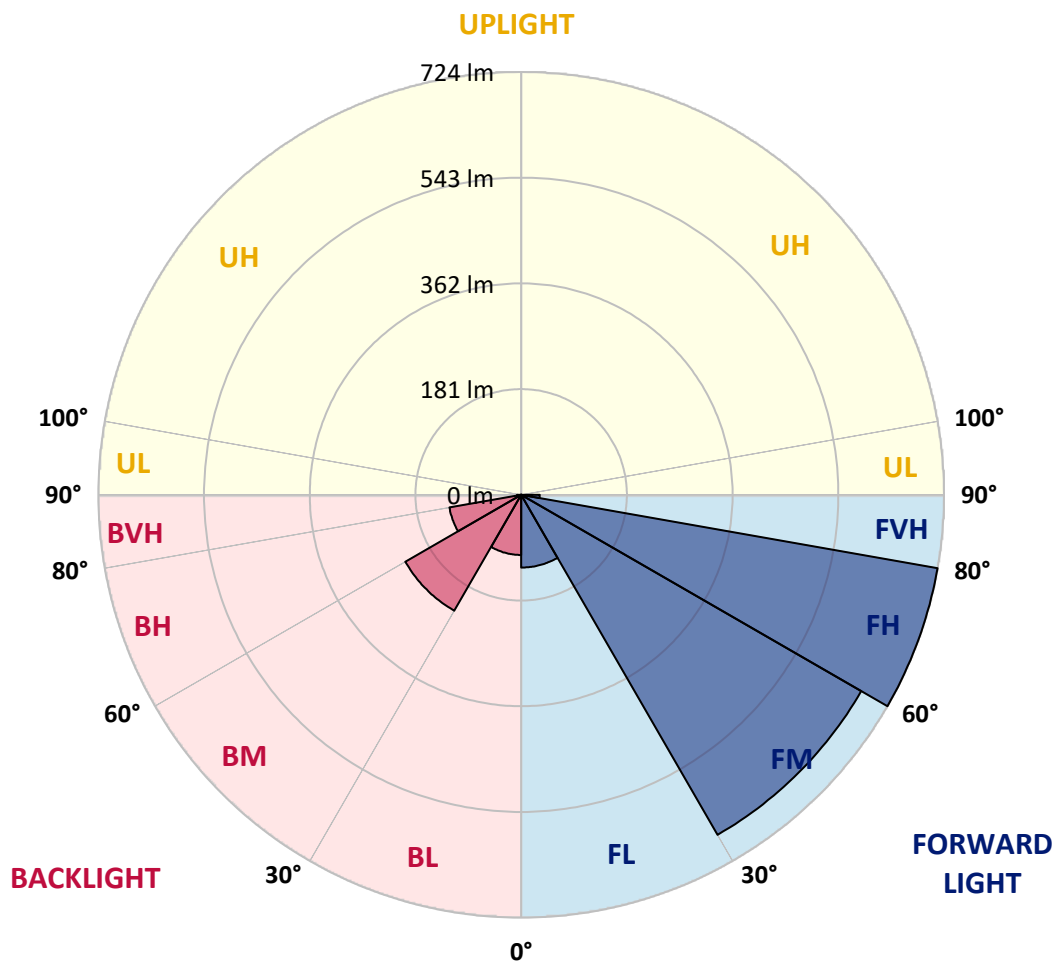
CATALOG NUMBER: ECM-F01-LED-E1-SL3-8030

**LUMINAIRE CLASSIFICATION SYSTEM LUMEN TABLE AND BUG RATING:**

Zone		Lumens	% Fixture	Zone Rating/Lumen Limit		
				B	U	G
FL	(0°-30°)	124.5	6.2			
FM	(30°-60°)	672.2	33.3			
FH	(60°-80°)	723.8	35.9			G1/1800
FVH	(80°-90°)	31.9	1.6			G1/100
BL	(0°-30°)	103.0	5.1	B0/110		
BM	(30°-60°)	229.1	11.4	B1/1000		
BH	(60°-80°)	124.7	6.2	B1/500		G1/500
BVH	(80°-90°)	7.0	0.3			G0/10
UL	(90°-100°)	0.0	0.0		U0/0	
UH	(100°-180°)	0.0	0.0		U0/0	

**BUG Rating: B1-U0-G1**

Type III Short





REPORT NUMBER: P141063

CATALOG NUMBER: ECM-F01-LED-E1-SL3-8030

**CANDELA DISTRIBUTION (FULL):**

	0°	5°	10°	15°	20°	25°	30°	35°	40°	45°	50°
0°	213.9	213.9	213.9	213.9	213.9	213.9	213.9	213.9	213.9	213.9	213.9
2.5°	225.0	223.9	224.8	224.6	223.9	223.0	223.4	222.7	222.3	221.6	220.9
5°	239.7	239.0	238.5	237.8	237.4	236.7	236.2	235.0	233.4	232.2	231.3
7.5°	254.1	253.8	253.1	252.2	250.4	249.9	248.3	247.1	245.7	243.4	241.5
10°	271.0	270.8	269.6	268.2	266.2	264.1	262.2	259.4	256.6	254.5	252.9
12.5°	291.5	290.3	288.0	286.1	283.8	280.6	277.5	274.3	270.3	267.1	265.2
15°	311.9	310.5	308.7	306.1	302.6	298.2	293.8	288.9	282.9	278.7	276.1
17.5°	328.6	327.7	325.6	322.1	318.6	313.3	307.5	300.8	293.3	287.1	283.1
20°	340.7	339.8	336.5	332.3	327.7	321.7	315.4	308.0	299.1	291.5	287.1
22.5°	345.8	344.4	340.7	335.1	328.9	321.4	314.7	308.4	300.3	294.5	289.8
25°	347.4	345.8	340.9	334.0	325.8	316.3	308.7	303.8	298.9	296.8	295.2
27.5°	346.5	345.1	339.8	331.2	320.3	309.1	301.0	297.5	297.7	301.7	303.5
30°	343.3	341.6	336.8	327.2	315.6	303.5	296.3	295.2	300.5	310.5	317.9
32.5°	337.9	336.8	332.8	324.7	314.2	303.8	298.7	301.2	310.5	326.1	338.8
35°	336.5	336.3	334.4	330.0	322.4	315.6	313.5	320.7	336.1	357.4	373.7
37.5°	336.3	337.5	338.4	338.4	336.8	336.3	342.6	352.5	375.3	402.0	428.5
40°	340.9	343.0	347.7	353.7	359.5	367.9	380.6	399.5	423.2	455.7	488.6
42.5°	355.3	360.0	367.9	378.3	393.4	409.0	429.7	453.1	483.5	516.3	549.0
45°	383.4	390.2	396.0	412.5	432.4	450.8	477.7	508.6	542.1	583.2	618.5
47.5°	420.6	425.5	437.5	455.0	479.4	505.6	531.6	558.5	598.7	641.7	684.4
50°	457.8	461.5	474.2	494.7	526.7	555.5	585.3	612.0	646.6	692.1	733.9
52.5°	485.4	490.5	501.6	521.6	557.6	590.4	624.3	653.8	692.8	733.7	777.3
55°	504.4	507.7	517.9	537.4	571.3	608.7	647.0	683.3	729.7	775.9	819.4
57.5°	507.5	510.7	520.0	537.2	570.2	609.4	653.3	697.7	753.9	814.9	871.8
60°	504.0	506.5	514.7	528.8	559.9	602.9	655.2	710.9	780.1	858.8	940.1
62.5°	488.4	491.0	498.4	510.0	537.6	584.1	649.6	730.4	817.5	916.4	1035.6
65°	459.1	460.8	467.7	477.0	504.9	552.0	624.3	726.5	847.0	981.7	1135.9
67°	425.9	425.2	433.1	442.4	468.0	511.4	582.0	682.6	823.5	986.8	1177.9
67.5°	415.7	417.6	425.2	431.7	456.6	498.6	566.2	665.6	803.6	975.2	1177.3
70°	343.3	346.7	350.9	355.1	376.9	407.8	457.5	553.7	665.2	827.7	1068.8
72.5°	235.5	228.5	231.5	230.2	236.9	256.4	291.0	375.5	464.0	603.8	793.3
75°	119.4	127.0	126.1	131.9	141.4	153.7	169.8	201.4	270.8	353.0	491.0
77.5°	66.9	65.0	71.5	72.9	78.5	91.5	119.8	161.4	193.2	226.9	277.5
80°	30.4	33.7	35.8	32.5	33.7	36.5	47.4	74.3	124.9	190.2	218.8
82.5°	17.0	18.1	21.1	21.4	22.3	23.0	24.9	28.8	38.8	78.5	154.4
85°	10.7	11.1	14.2	15.6	16.3	16.3	16.3	17.2	19.7	23.2	39.9
87.5°	3.9	4.2	6.5	8.6	8.8	8.4	7.9	9.1	8.4	8.6	13.0
90°	0.0	0.0	0.0	0.0	0.0	0.0	0.0	0.0	0.0	0.0	0.0



REPORT NUMBER: P141063

CATALOG NUMBER: ECM-F01-LED-E1-SL3-8030

**CANDELA DISTRIBUTION (continued):**

	55°	60°	65°	67°	70°	75°	80°	85°	90°	95°	100°
0°	213.9	213.9	213.9	213.9	213.9	213.9	213.9	213.9	213.9	213.9	213.9
2.5°	220.4	219.5	218.5	218.3	217.6	217.1	216.0	215.1	214.1	213.4	212.7
5°	229.2	227.4	225.7	225.0	224.1	223.0	220.6	219.0	217.6	216.2	214.8
7.5°	239.2	236.9	234.6	233.6	232.2	230.2	227.6	225.7	223.4	221.3	219.5
10°	250.4	247.8	245.9	245.0	243.9	240.8	239.2	236.0	233.4	230.6	228.3
12.5°	262.4	261.3	258.7	257.8	256.6	254.5	252.2	249.4	246.2	243.2	240.4
15°	273.4	271.5	269.9	269.6	268.9	267.8	264.8	261.7	259.0	255.0	252.7
17.5°	280.1	279.4	279.2	278.9	278.5	277.8	276.4	273.1	270.6	267.3	264.1
20°	284.3	285.0	286.1	287.1	287.5	288.0	287.3	284.0	281.5	278.7	275.9
22.5°	288.7	290.5	293.6	295.0	296.6	298.9	298.4	296.3	295.0	291.7	289.6
25°	295.0	298.7	303.8	305.6	308.7	311.7	312.4	311.2	309.8	307.5	307.5
27.5°	305.6	311.0	317.7	321.7	324.7	328.9	330.3	329.6	329.8	328.4	331.6
30°	322.4	329.8	338.8	343.0	346.7	351.6	352.5	353.9	353.0	355.6	359.5
32.5°	347.7	357.0	366.3	370.2	373.5	378.6	381.6	380.6	383.9	385.5	391.1
35°	386.7	396.0	403.2	403.9	407.6	410.4	413.2	412.2	421.1	424.5	427.6
37.5°	440.6	448.5	452.9	451.3	446.8	452.2	455.9	461.5	467.0	473.3	462.2
40°	510.5	523.0	521.2	518.8	510.5	511.6	513.3	516.3	525.6	523.5	491.7
42.5°	576.9	589.7	587.6	585.0	573.9	568.1	572.5	577.8	582.9	563.2	515.8
45°	644.0	655.6	645.6	649.1	639.1	636.6	645.2	648.2	642.4	606.2	536.3
47.5°	713.7	726.2	721.4	717.9	710.7	710.0	714.9	719.5	696.5	637.3	551.6
50°	767.1	785.7	783.1	781.0	773.1	772.2	783.8	787.1	745.7	670.3	566.9
52.5°	808.2	832.4	837.0	834.2	832.4	832.8	866.3	861.4	804.3	710.2	584.8
55°	856.8	881.8	898.8	902.3	906.9	913.7	979.8	972.6	885.1	767.8	603.6
57.5°	921.1	967.5	993.1	1008.9	1021.6	1065.3	1149.4	1121.7	997.0	842.1	625.9
60°	1015.8	1108.0	1161.0	1201.2	1226.5	1302.7	1404.6	1302.9	1127.1	931.3	655.2
62.5°	1168.0	1318.5	1419.7	1442.5	1453.2	1525.6	1598.5	1441.5	1220.9	990.3	659.8
65°	1315.4	1503.6	1621.8	1635.0	1627.1	1646.6	1667.1	1445.7	1199.1	962.4	605.5
67°	1367.5	1547.2	1671.5	1687.5	1664.3	1658.0	1626.9	1369.5	1117.6	877.0	529.8
67.5°	1364.7	1542.1	1671.0	1687.3	1664.3	1654.3	1608.5	1338.9	1085.5	856.1	515.1
70°	1257.8	1428.3	1571.8	1602.3	1589.5	1563.0	1441.3	1134.1	899.5	702.3	397.1
72.5°	1021.2	1205.4	1319.2	1352.8	1361.9	1293.8	1073.4	793.8	648.4	501.9	288.0
75°	685.6	868.6	961.7	944.8	889.7	773.8	566.7	418.7	355.3	291.9	178.1
77.5°	388.8	530.0	522.8	493.5	447.1	330.9	160.7	87.1	83.1	97.1	75.5
80°	259.7	326.8	349.1	360.4	357.9	244.8	66.4	33.7	29.0	29.0	28.6
82.5°	216.7	282.4	319.8	329.8	307.3	186.0	39.7	22.1	17.7	19.7	22.1
85°	91.3	142.4	188.4	181.2	144.0	72.5	20.2	11.6	11.6	15.3	19.3
87.5°	22.1	32.7	46.2	44.8	36.0	16.7	10.2	7.2	7.2	11.8	16.7
90°	0.0	0.0	0.0	0.0	0.0	0.0	0.0	0.0	0.0	0.0	0.0





REPORT NUMBER: P141063

CATALOG NUMBER: ECM-F01-LED-E1-SL3-8030

**CANDELA DISTRIBUTION (continued):**

	105°	110°	115°	120°	125°	130°	135°	140°	145°	150°	155°
0°	213.9	213.9	213.9	213.9	213.9	213.9	213.9	213.9	213.9	213.9	213.9
2.5°	212.5	211.6	211.6	210.6	210.2	209.7	209.5	209.7	209.0	208.3	208.6
5°	213.7	212.3	211.6	209.9	209.0	208.1	207.4	207.2	206.0	205.3	205.3
7.5°	217.6	215.8	214.4	212.5	210.6	209.3	208.1	207.4	205.8	204.6	204.4
10°	225.7	223.2	221.1	218.3	215.8	213.9	211.8	210.6	208.8	207.6	207.2
12.5°	237.8	234.1	230.9	226.7	223.7	220.9	219.7	217.8	217.1	216.5	216.7
15°	249.2	244.8	241.8	238.5	235.0	233.4	231.1	230.9	231.1	229.9	229.9
17.5°	260.8	257.3	253.8	252.7	249.4	248.3	246.6	245.7	243.6	241.5	239.0
20°	272.9	271.0	269.6	268.2	267.5	264.8	260.6	255.7	249.0	242.9	237.8
22.5°	288.4	287.3	287.5	286.4	282.6	275.7	266.2	255.9	245.0	235.3	227.6
25°	308.2	309.4	308.0	302.2	291.5	277.3	262.7	248.3	233.9	222.3	211.8
27.5°	333.3	332.3	325.8	311.0	292.6	272.4	253.6	236.4	219.2	205.8	192.8
30°	360.7	353.9	337.0	313.8	288.0	263.6	240.4	220.4	200.4	184.6	170.0
32.5°	388.3	369.0	341.6	310.5	279.9	251.1	225.0	201.6	178.6	160.9	144.0
35°	409.2	378.3	340.9	303.5	267.5	234.6	204.4	175.3	148.6	127.5	110.3
37.5°	428.5	383.4	336.3	292.9	250.6	212.7	175.1	143.8	116.8	95.7	80.8
40°	440.3	383.0	327.2	275.2	227.1	180.7	139.8	107.5	83.8	68.3	60.2
42.5°	447.3	378.1	311.7	251.8	194.9	144.7	103.1	74.1	59.7	53.0	49.2
45°	450.8	367.6	292.4	220.4	155.8	103.3	71.1	53.4	47.6	45.8	44.8
47.5°	448.7	353.0	264.8	185.1	116.1	70.8	50.9	45.1	43.2	42.3	42.0
50°	443.8	334.0	235.7	146.8	82.4	50.9	42.7	41.1	40.4	40.2	39.7
52.5°	436.9	311.4	202.5	113.8	58.5	42.3	39.9	39.2	38.8	38.1	37.9
55°	425.2	283.6	168.6	83.8	46.9	39.9	38.8	38.6	37.6	36.9	36.5
57.5°	411.3	253.8	136.6	65.7	43.2	39.0	38.3	38.1	37.2	36.2	35.3
60°	404.3	232.9	112.4	56.9	42.5	39.5	39.0	38.6	37.4	36.0	34.8
62.5°	387.2	210.4	96.8	54.1	43.4	41.1	40.9	39.9	38.3	36.9	35.1
65°	342.8	178.6	82.4	51.3	44.8	43.7	44.1	43.0	41.1	38.8	35.8
67°	289.6	145.2	69.7	49.2	46.4	47.1	47.8	47.1	44.1	40.6	36.7
67.5°	275.2	135.2	66.2	48.5	46.9	47.8	49.0	48.3	45.1	41.1	37.2
70°	206.9	96.8	52.5	46.0	48.5	51.1	53.4	53.2	49.9	45.1	38.8
72.5°	143.1	66.2	42.5	43.0	47.1	51.8	54.8	56.2	53.0	47.1	39.7
75°	86.2	42.3	35.8	38.8	43.0	47.6	52.5	53.0	49.2	43.4	37.2
77.5°	42.3	30.4	29.5	30.7	34.6	38.6	40.6	38.1	35.8	31.8	29.5
80°	25.5	23.9	23.5	26.0	28.3	27.6	26.0	23.9	22.8	21.8	20.9
82.5°	21.4	21.6	22.1	22.5	22.1	19.5	16.7	15.3	14.4	14.4	14.6
85°	21.8	22.3	20.4	18.8	16.7	13.9	11.4	9.8	10.0	10.2	10.2
87.5°	17.0	16.3	14.4	11.8	9.5	7.0	5.6	4.6	5.1	4.9	5.3
90°	0.0	0.0	0.0	0.0	0.0	0.0	0.0	0.0	0.0	0.0	0.0



REPORT NUMBER: P141063

CATALOG NUMBER: ECM-F01-LED-E1-SL3-8030

**CANDELA DISTRIBUTION (continued):**

	160°	165°	170°	175°	180°
0°	213.9	213.9	213.9	213.9	213.9
2.5°	208.6	208.3	208.6	208.6	208.8
5°	204.8	204.4	204.4	204.6	204.6
7.5°	203.9	203.4	203.4	203.7	203.4
10°	207.2	206.9	207.4	207.2	207.2
12.5°	216.9	216.9	217.8	218.3	217.8
15°	230.2	229.7	230.4	230.6	230.9
17.5°	237.6	235.5	234.8	235.3	234.3
20°	233.4	229.9	228.5	228.3	226.7
22.5°	221.6	216.5	214.4	213.4	211.6
25°	204.8	198.8	196.0	193.7	192.5
27.5°	184.9	177.4	173.5	171.6	170.9
30°	159.8	152.6	146.8	143.8	142.8
32.5°	131.9	121.5	115.4	111.7	109.2
35°	98.5	88.5	84.1	81.3	78.0
37.5°	71.5	65.5	61.8	59.9	59.2
40°	55.3	52.3	50.4	50.2	49.9
42.5°	47.8	46.4	46.2	45.8	45.3
45°	44.1	43.7	43.9	43.2	42.7
47.5°	41.6	41.3	41.3	40.9	40.6
50°	39.5	39.5	39.2	39.0	39.0
52.5°	37.6	37.9	37.9	37.4	37.4
55°	36.0	36.0	36.2	36.0	36.0
57.5°	34.8	34.6	34.8	34.8	34.8
60°	34.1	33.7	33.4	33.7	33.7
62.5°	33.4	32.7	32.5	32.5	32.7
65°	33.4	32.3	31.8	31.8	31.6
67°	33.7	31.8	30.9	30.4	30.2
67.5°	33.7	31.6	30.4	30.2	30.0
70°	33.7	30.7	29.0	27.9	27.9
72.5°	33.4	29.7	27.2	26.0	25.5
75°	31.8	28.1	25.8	24.4	23.9
77.5°	26.7	24.4	23.2	22.1	21.8
80°	20.2	19.0	18.1	15.6	14.4
82.5°	14.4	13.7	12.1	11.1	10.5
85°	10.2	9.5	8.8	7.9	7.9
87.5°	5.6	5.3	5.1	4.6	4.2
90°	0.0	0.0	0.0	0.0	0.0

(END OF REPORT)